



Newsletter

Edition 14 — 26th August 2021

186 Mornington-Tyabb Road, Tyabb 3913

(03) 5977 4584

tyabb.ps@education.vic.gov.au

COVID UPDATE

Thank you to Mason from 1A for sending this beautiful picture of our Oak tree Friday morning. A nice reminder that spring is about to arrive and our weather will improve and warm up. A positive we all need during this current lockdown!



We continue to thank you for the support you are giving your children and the encouragement you have been giving our teachers who are doing their very best to deliver remote learning. As we have said previously, we truly appreciate that this is not easy and know that you are doing your very best. If the work is too hard or your child is having a rough day, contact your child's teacher for support or provide your child with an alternative. The mental health and wellbeing of your child is equally as important. Be comfortable saying you have done your best as we will totally understand this given the circumstances. Together we will get through this.!

READING NIGHTS

On a positive note I would like to congratulate all of the students who continue to work hard and read each day/night. Continuing to read regularly will help our children to consolidate skills taught at school and build on their vocabulary and comprehension.



Please let your child's teacher know if they have reached 100 or 200 nights of reading. We will email through their certificate and present a physical copy when they return to school.

Reading rocks and so do you!!!!

CLASSROOM THEME DAYS

To engage our students online our teachers work hard to think of new games and activities that put a smile on everyone's faces. This one put a smile on mine! Thank you teachers for everything you do for the students at Tyabb PS!





With the hope that children return to school on Friday 3rd September, Jantina Forecast our PFA president, has been busy organising gifts for our annual Father's Day stall. Unfortunately we are unsure whether children will return on that date and have had to work out a Plan A and Plan B to give our children an opportunity to purchase a small surprise gift.

PLAN A

If all children return to school on Friday 3rd September we will run our Father's Day Stall as we have done in previous years and give a time for each grade/child to visit the stall and buy a \$5 gift. Children can bring their \$5 in a named envelope/bag to school on that day or parents can make a payment to the school account BSB—633-000 ACC—144347325 with your child/children's names and Fathers Day in the description.

PLAN B

If we do not return to school on the Friday we will set up a stall at the front gate for children to purchase a \$5 gift when they come to pick up their work pack some time after 12pm. Children attending onsite supervision will also be given a time to visit the stall during that day and are encouraged to bring \$5 in a named envelope/bag on that day or parents can make a payment to the school account as above.

We will provide further information to parents next week when we know whether or not students will be returning to school on Friday 3rd September. Fingers Crossed!!



No playgrounds at the moment doesn't mean no fun! Our back yards and nature reserves are still available for us to use in our exercise timeframe and 5km radius (fingers crossed you are able to access an area within 5km from your home).

Here are some suggestions to help you survive the remainder of the lockdown with your children:



Collect garden snails. Draw a start and finish line. Have a snail race. Remember to wash your hands when you've held a snail.



Make, decorate and fly a kite.



Locate busy ants on a sunny day. What are they doing? Where are they going? How do they communicate? Sprinkle bread crumbs. Observe what happens.



Scatter some flower seeds in the soil (pop a packet in your supermarket trolley) to attract pollinators into your garden.



Place a piece of thick cardboard in your garden with a rock or brick on top. Leave for a week. Lift and check who has 'moved in'.



Go on a bug hunt.

Use water and a paintbrush on the pavement to paint the insects you find. Research how to construct a backyard bug hotel to house insects



Find a dish for water, some rocks to sun on, bark and leaves to attract insects and native grasses to make a “lizard lounge” in your garden ready for Spring.



Go for a walk in the bush or a local nature reserve. Locate a new native animal in the wild.
Give it a name.



Play floating and sinking games with the natural objects you collect on walks, such as seed pods, rocks, feathers and leaves. Which ones float? Which ones sink?



Photograph / record special sights and sounds you notice / hear in nature on your walks around the block. Repeat in a week. What is the same? What is different? There are so many seasonal changes happening at the moment!



Paint or draw a picture of your favourite sighting in nature. Oil pastels on coloured paper or chalk on pavement looks great (might be an outline of your shadow). Chalk will work really well too.



Join a local online library. Read a book together, to learn more about your local flora and fauna.



Lie back on a picnic rug and look up at the clouds. How many special shapes can you find in the clouds? A dog, dinosaur, a duck or maybe a dragon?



Write a cheerful note to lonely neighbours and pop it into their letterbox with a hand picked posy. Ride your bikes and scooters on a ‘delivery mission’.

Thanks to Nature Kids for these amazing ideas 😊

Star Student



Lockdown reading with Mrs Matthews



PA	Ava
PB	Hudson
PC	Milly
1A	JY
1B	Matilda
1C	Otis
2A	Madison
2B	Mackenzie
2C	Nate
3A	Isabelle
3B	Levi
3C	Heidi-Lee
4A	Ethan
4B	Chase
5A	Khai
5B	Harriet
6A	Misha
6B	Hannah

WELLBEING WEDNESDAY

**Chocolate cake in a mug -
yum!!!**



Grade 3C Love Skittles!



In Grade 3, we become just that extra bit excited when it comes to learning about fractions. Why you ask? Well, fractions means Skittles!

Grade 3C thoroughly enjoyed learning about fractions of a whole. Each student was given a packet of Skittles. Each student had to count the total number of their Skittles and then find out how many of the total were green, red, purple, orange and yellow.

Heidi-Lee had 15 Skittles in total and she learnt that the total was also known as the denominator. She counted 5 out of the 15 were purple. Heidi then learnt that the 5 in $5/15$ was called the numerator.



Fun Fact 1: When you add up all the numerators, they add up to the same amount as the denominator.

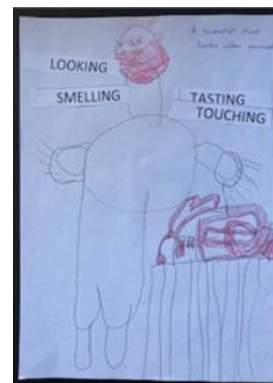



Fun Fact 2: The best part was being able to eat our Skittles when we were finished!



IN THE SCIENCE LAB.

Our grade 3 students started the term being involved in multiple STEM challenges. STEM being an acronym for activities that include Science, Technology, Engineering and Maths concepts. Working cooperatively with a partner, using only 10 sheets of newspaper and 1 metre of tape, they were encouraged to design a table that was 15cm high, had to have at least 2 legs and could support the weight of a heavy book. Then, after discussions and investigations around strength and stability, the students had to build their table in a given time frame. During testings throughout the process, many discovered that they needed to go back to the drawing board and re evaluate what they had designed– all part of the learning of the Scientific Process!!



Preps have been learning about what science is. It is the study of everything around us- the oceans, the forests, space and everything in them. We also learnt about our 5 senses and how they help scientists discover and invent things. Grades 1 and 2 discovered some different properties of matter and learnt to distinguish between solids, liquids and gases.

Mrs. Toft

WELLBEING WEDNESDAY in the Preps. Happy Day!



Here are some things we created.


We did play-dough and used fun shapes.

Later we made paper plate puppets.



We had turns in the puppet theatre.

We had lots of laughs. Ace was very funny.



Tyabb Remote Olympic Quiz and Decathlon

On Thursday 12th of August, Tyabb Primary School competed in the first remote Olympics Quiz and Decathlon. Ms Grinsted created an awesome PowerPoint filled with 35 amazing questions that families got to complete on a WebEx. A highlight of the WebEx was Mr Davies great jokes, if I do say so myself. After the WebEx, students got to complete 10 activities trying to complete as many as possible to earn points for their house. The winning house and winning families for the quiz will be announced when we get back to school. Well done to everyone who competed. Hope you had a great time.



Wellbeing Wednesday at school.



Wellbeing Wednesday at school this week saw grade 2 children spending the day in the art room. They created some amazing 3D robots and also some bubble printing backgrounds for some 2D robot drawings. Both these activities were included to try at home in the art part of the class planners. If you have small boxes and aluminium foil at home this is a great activity to try. Bubble printing was also fun- all that is needed is some food dye, dishwashing liquid, water and straws. Blow and create coloured bubbles then place paper on top. Messy fun 😊





Remote Learning



Blow out the candles,
wish away,
you are the
superstar of the day.
HAPPY BIRTHDAY!

August

PREP

Kai
Brayden
Hugh
Zac
Quinn
Jay

GRADE ONE

Sophie
Mitchell
Lara

GRADE TWO

Ruby
Lochlan
Madison
Jessica

GRADE THREE

Khloe
Sebastian
Amelia
Noah
Bailey
London
Tahlia

GRADE FOUR

Emily
Savannah
Jack
Ella

GRADE FIVE


Oliver
Seth
Max
Abby
Kailan

GRADE SIX

Holly
Healy
Summer


PLEASE DOWNLOAD SENTRAL!

Sentral will be our main
communication platform.
Please contact the office if you do not
have access codes or are having
trouble accessing the app.



Book Fair Postponed

New dates October 25th - October 28th.





New Canteen Ordering System

Our school canteen is very excited to announce that we will be moving to online ordering starting with canteen lunch next week. This means that you can register today and put your order in!

It is as simple as downloading the Sentral App on your mobile phone and then completing the following steps:

Open Sentral App.

Click on the Link button on the Sentral home screen.

Click on Canteen link. This will take you to QuickCliQ.

Sign up and complete registration form.

Receive a link via email to ACTIVATE your account before logging in.

ADD STUDENT. Add your child's details, select their school and save to your account.

ADD CREDIT to your online wallet before ordering or pay as you go using credit or debit card.

Select MEAL ORDER and you're good to go.

Orders can be placed up to 28 days in advance, however weekly lunch specials will be available to order from Wednesday afternoon for the following week. You will view these on QuickcliQ through the Sentral App.

Please note that this online ordering system is only for LUNCH orders and Tuck Shop will operate as normal accepting cash over the counter at lunch time.

Things you need to know:

Cut off time for online ordering is 9.15am Tuesday.

If you need to cancel the order this must be done prior to 9.15am on the Wednesday to receive a full refund (minus booking fee).

To top up your QuickCliQ Wallet you have 3 options-

Direct Debit- 50c transaction fee. **** This is the most cost effective option****

(e.g. If you put \$50 into your Quickcliq wallet at the start of Term you will only pay this 50c transaction fee once until you need to top up again.)

Credit Card- The surcharge is 1.5%

PayPal- The surcharge is 3.8%


When placing an order there is a small 21c fee per order per student.

Families will no longer need to provide a lunch order bag. If you have recently purchased canteen bags from the school please contact the school office to arrange a credit on your school account upon return of bags. Bags must be unused.

*****Please note that it takes 2-3 business days for direct deposit money to appear in your QuickCliq wallet. Credit card payments can be used until the funds appear in your account*****

If you need any assistance with QuickCliQ their support team are available Monday to Friday, 7.30am to 4pm on 1300 11 66 37.

Families will have until the end of Term 3 to transition over to the new online system.



Community News



20/08/2021

Dear School Community,

Beleza Online Store: Free Shipping on all orders over \$100

We appreciate how challenging the last year has been for everyone, especially School communities.

We know that there's likely some families in your School Community who have been waiting for our Metro stores to reopen, or haven't been able to visit our Regional stores during this time. We understand the challenges this presents, especially for families who are transitioning to new Schools.

We want to ensure all families can access our uniforms with as much ease as possible in the current environment. With that said, our Online Store is still operational during lockdown, so we're happy to announce that we're offering free shipping via Australia Post on all orders over \$100. The shipping fee will be waived automatically once the cart exceeds \$100.

Please note that we will endeavour to ship out orders as soon as possible during this time, however please keep in mind we're currently working at reduced capacity due to restrictions in Metro Melbourne.

We hope this makes our uniforms more accessible to your School community during this time.

We would like to thank you for your continued support and understanding. If you have any questions about the above, please do not hesitate to contact our Head Office team!

Stay safe,

Beleza School Uniforms

Beleza School Uniforms | Head Office | 72 Wedgewood Rd, Hallam VIC 3803
Ph: (03) 9702 3218 Fax: (03) 9702 3193 | Email: beleza@beleza.com.au

Calling all 8-10 year olds to Try Sailing!!!

LEVEL 1 - MYC JUNIOR & YOUTH SAILING PROGRAM

TRYSAIL

Developing independence & resilience outdoors



4 SESSIONS FREE!

Sundays
11:30am-2pm
A - October
B - November
C - Jan/Feb
D - Feb/Mar

Mornington Yacht Club's Junior and Youth Sailing
Program encourages active learning for young sailors to develop confidence and competence as they develop into resilient and independent youth.

After 4 sessions, membership is required, committing to a lifelong journey of Family, Friendship & Sailing at MYC!



Register your interest now to get in first!
Only 10 places available each month.



Find out more by contacting the club or going to our website

Mornington Yacht Club
Schnapper Point Drive, Mornington VIC 3931
Phone: (03) 5975 7001
www.morningtonyc.net.au

FAMILY | FRIENDSHIP | SAILING

SPRING
Holidays

BEST HOLIDAY PROGRAMS in Australia

VOTED BY YOU

REGISTER It's Free TODAY
teamkids.com.au/register

Team Kids

BOOK NOW!
TEAMKIDS.COM.AU
1300 035 000